



PREMIUM QUALITY  
PORCELAIN  
LANDSCAPE TILE

**UNILOCK**  
DESIGNED TO CONNECT.



## PREMIUM QUALITY

# PORCELAIN LANDSCAPE TILE

**FOR OVER 40 YEARS, UNILOCK HAS LED THE LANDSCAPE INDUSTRY** with the best selection of manufactured hardscape products. Today we are pleased to extend our reputation for uncompromising quality porcelain tile manufactured in the USA, and tile imported from Italy.

Premium quality porcelain landscape tile from Unilock is not only aesthetically beautiful, but you can be assured that it is tough enough for your outdoor environment, withstanding typical North American freeze-thaw cycles.

The colorfastness and stain resistant properties of Unilock porcelain landscape tile, make it ideal for overlay application on new and existing concrete decks, porches, balconies, and even wood decks.\* The realistic colors and textures blend well with Unilock EnduraColor™ and EnduraColor™ Plus pavers.

### APPLICATION TYPE



\*Refer to Unilock Porcelain Landscape Tile Installation Guide.

**UNILOCK**<sup>®</sup>  
DESIGNED TO CONNECT.

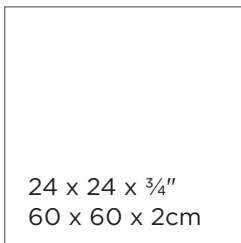


# GRAUSTEIN

CERAMICHE CAESAR



- | Soft grey blend with light grey striations
- | Stone finish
- | Low water absorption
- | Sawn edge
- | Manufactured in Italy



Not recommended for vehicular applications.

**Note:** All measurements are nominal.



# BEOLA BIANCA

CERAMICHE CAESAR



- | Earthy grey and cream tones
- | Stone finish
- | Low water absorption
- | Sawn edge
- | Manufactured in Italy

24 x 24 x 3/4"  
60 x 60 x 2cm



**Note:** All measurements are nominal.

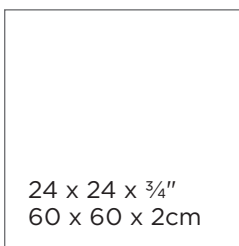


# GOLDEN STONE

CERAMICHE CAESAR



- | Soft gold and buff blend
- | Stone finish
- | Low water absorption
- | Sawn edge
- | Manufactured in Italy



Not recommended for vehicular applications.

**Note:** All measurements are nominal.

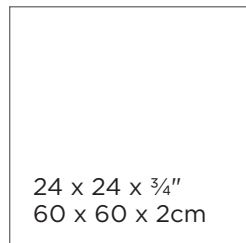


# GOTHAM NERO

DEL CONCA USA



- | Dark grey and charcoal tones
- | Stone finish
- | Low water absorption
- | Pressed edge
- | Manufactured in the USA



Not recommended for vehicular applications.

**Note:** All measurements are nominal.



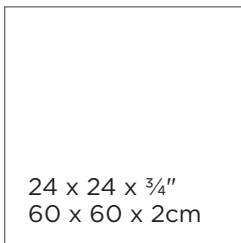


# GOTHAM BEIGE

DEL CONCA USA



- | Warm brown and gold tones
- | Stone finish
- | Low water absorption
- | Pressed edge
- | Manufactured in the USA



Not recommended for vehicular applications.

**Note:** All measurements are nominal.





# GOTHAM GREY

DEL CONCA USA



- | Light and dark grey tones
- | Stone finish
- | Low water absorption
- | Pressed edge
- | Manufactured in the USA

24 x 24 x 3/4"  
60 x 60 x 2cm



Not recommended for vehicular applications.

**Note:** All measurements are nominal.



# DAVINCI BIRCH

DEL CONCA



- | Soft gold and buff blend
- | Wood grain finish
- | Low water absorption
- | Pressed edge
- | Manufactured in Italy

24 x 24 x 3/4"  
60 x 60 x 2cm



Not recommended for vehicular applications.

**Note:** All measurements are nominal.



# DAVINCI DRIFTWOOD

DEL CONCA



- | Warm brown and taupe tones
- | Wood grain finish
- | Low water absorption
- | Pressed edge
- | Manufactured in Italy

24 x 24 x 3/4"  
60 x 60 x 2cm



Not recommended for vehicular applications.

**Note:** All measurements are nominal.



# EPOKAL BEIGE

DEL CONCA



- | Light and dark beige tones
- | Stone finish
- | Low water absorption
- | Pressed edge
- | Manufactured in Italy

16 x 32 x 3/4"  
40 x 80 x 2cm



Not recommended for vehicular applications.

**Note:** All measurements are nominal.



# EPOKAL BEIGE SCURO

DEL CONCA



- | Soft beige and rust tones
- | Stone finish
- | Low water absorption
- | Pressed edge
- | Manufactured in Italy

16 x 32 x  $\frac{3}{4}$ "  
40 x 80 x 2cm

Not recommended for vehicular applications.

**Note:** All measurements are nominal.





# EPOKAL GREY

DEL CONCA



- | Light grey and dark charcoal tones
- | Stone finish
- | Low water absorption
- | Pressed edge
- | Manufactured in Italy

16 x 32 x  $\frac{3}{4}$ "  
40 x 80 x 2cm



Not recommended for vehicular applications.

**Note:** All measurements are nominal.

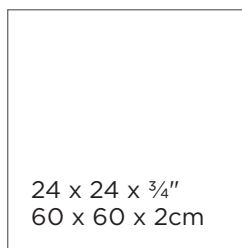


# TRAVSTONE

DEL CONCA USA



- | Light and dark beige tones
- | Stone finish
- | Low water absorption
- | Pressed edge
- | Manufactured in the USA



Not recommended for vehicular applications.

**Note:** All measurements are nominal.

**PREMIUM QUALITY**

# PORCELAIN LANDSCAPE TILE

Premium quality porcelain landscape tile from Unilock is perfect for concrete overlay applications. The sleek style and sophistication is coupled with realistic textures, slip resistance and non-fading color for long-term wear performance. Its low profile thickness makes it ideal as a concrete or wooden deck overlay product, especially where installations have height or weight constraints.

Porcelain landscape tile must always be installed by a qualified contractor for best results. Refer to the Unilock Porcelain Landscape Tile Installation Guide for complete installation specifications.



UNILOCK.COM | 1-800-UNILOCK

BOSTON  
(508) 278-4536

OHIO  
(330) 927-4000

NEW YORK  
(845) 278-6700

BUFFALO  
(716) 822-6074

MICHIGAN  
(248) 437-7037

ONTARIO  
(416) 646-9000

CHICAGO  
(630) 892-9191

MILWAUKEE  
(262) 742-3890

Color ranges may vary from order to order.

©2016 Hengestone Holdings, Inc.

By permission of Ceramiche Caesar S.p.A., Via Canaletto 49, 41040 Spezzano di Fiorano (Mo), Italy, which is the sole proprietor of the trademark and some of the images in this catalogue.

